DENOTES PROPOSED WALLS

DENOTES EXISTING WALLS

0. Ground Floor PLANNING 1:100

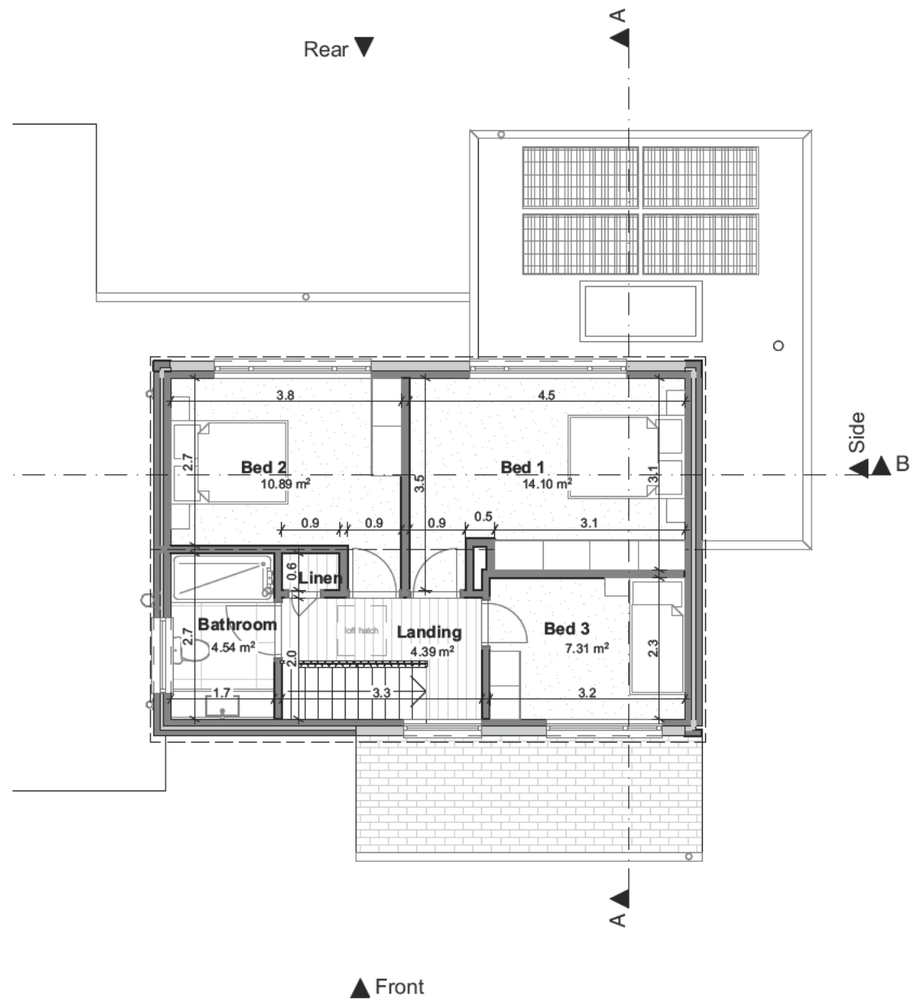

1. First Floor PLANNING 1:100

Rev ID	Date	Comment	Drawn By
A	02/09/2025	Client VR Comments	Pearl Lin
B	17/09/2025	Client Comments	Pearl Lin
C	09/10/2025	Client Comments	Pearl Lin

CLIENT

PROJECT
107 Howard Drive, Letchworth Garden City, SG6 2BX

TITLE
Proposed Floor Plans

PLANNING

SCALE @ A3	START DATE	DRAWN	CHECKED
1:100	JUN 25	PL	JC

No. 587 - PL 200

REV. C

REPRODUCTION OF THESE DRAWINGS BY COPYING OR PRINTING IS CARRIED OUT AT YOUR OWN RISK, PLEASE REFER TO ASSOCIATED SCALE BAR. DO NOT SCALE FROM THESE DRAWINGS FOR CONSTRUCTION PURPOSES. ANY DISCREPANCIES SHOULD BE IMMEDIATELY RAISED WITH AC ARCHITECTS

0m 10m 20m 30m 40m 50m
Scale Bar ~ 1:500

0m 0.25m 0.5m 0.75m 1m
Scale Bar ~ 1:10

0m 0.5m 1m 1.5m 2m
Scale Bar ~ 1:20

0m 20m 40m 60m 80m 100m
Scale Bar ~ 1:1250

DENOTES PROPOSED WALLS

DENOTES EXISTING WALLS

0. Ground Floor PLANNING 1:100

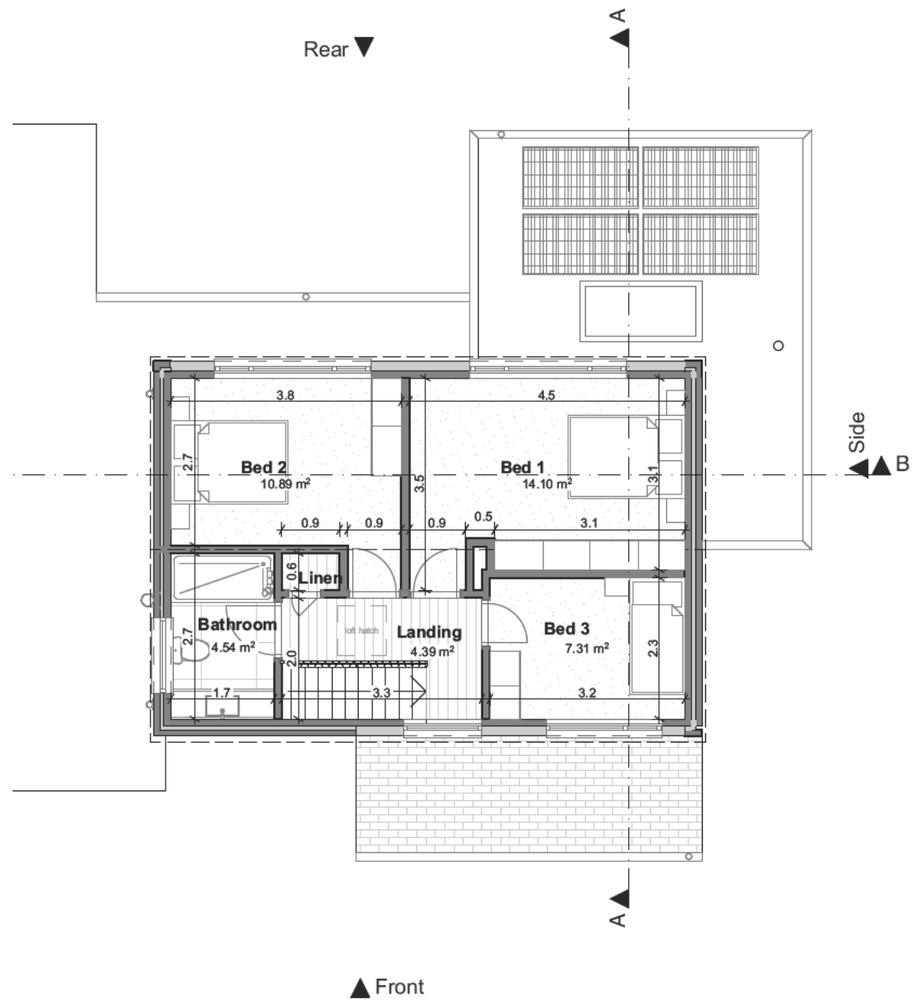

1. First Floor PLANNING 1:100

Rev ID	Date	Comment	Drawn By
A	02/09/2025	Client VR Comments	Pearl Lin
B	17/09/2025	Client Comments	Pearl Lin
C	09/10/2025	Client Comments	Pearl Lin

CLIENT

PROJECT
107 Howard Drive, Letchworth Garden City, SG6 2BX

TITLE
Proposed Floor Plans

PLANNING

SCALE @ A3	START DATE	DRAWN	CHECKED
1:100	JUN 25	PL	JC

No. 587 - PL 200

REV. C

REPRODUCTION OF THESE DRAWINGS BY COPYING OR PRINTING IS CARRIED OUT AT YOUR OWN RISK, PLEASE REFER TO ASSOCIATED SCALE BAR. DO NOT SCALE FROM THESE DRAWINGS FOR CONSTRUCTION PURPOSES. ANY DISCREPANCIES SHOULD BE IMMEDIATELY RAISED WITH AC ARCHITECTS

0m 10m 20m 30m 40m 50m
Scale Bar ~ 1:500

0m 0.25m 0.5m 0.75m 1m
Scale Bar ~ 1:10

0m 0.5m 1m 1.5m 2m
Scale Bar ~ 1:20

0m 20m 40m 60m 80m 100m
Scale Bar ~ 1:1250

Material Key

1. Existing Brick
2. Replacement Fibre Cement Cladding
3. Existing Roof Tiles
4. Roof Tiles to match Existing
5. Replacement High Performance Glazing

PROPOSED EXTENSION

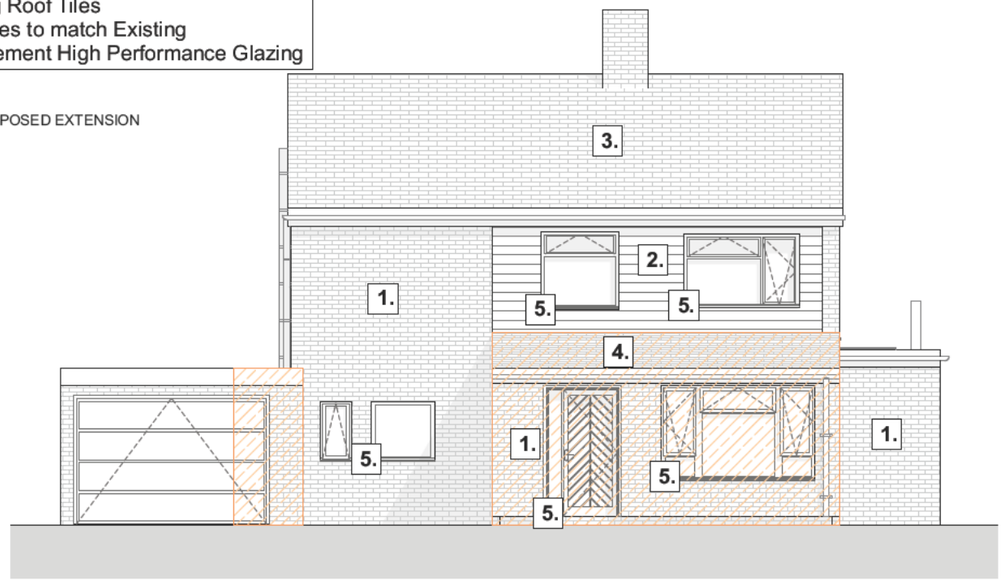

Front Elevation PLANNING 1:100

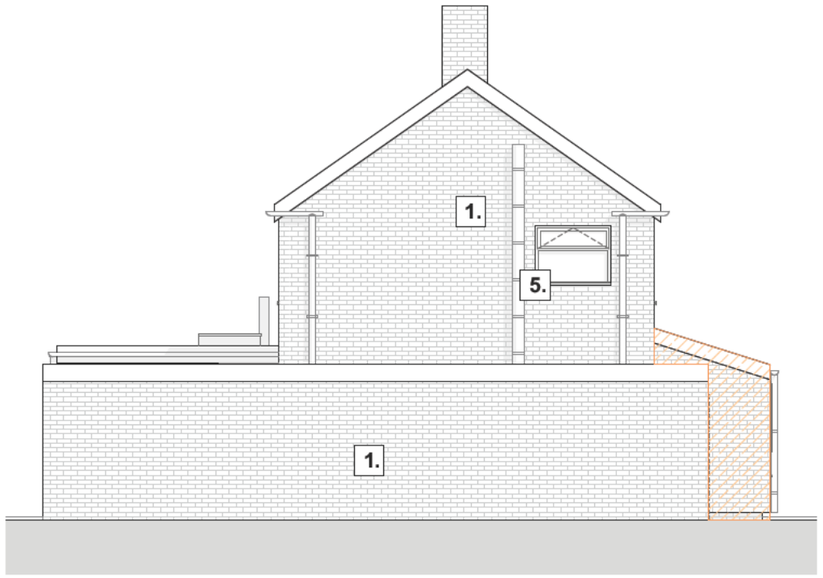

Side (Garage) Elevation PLANNING 1:100

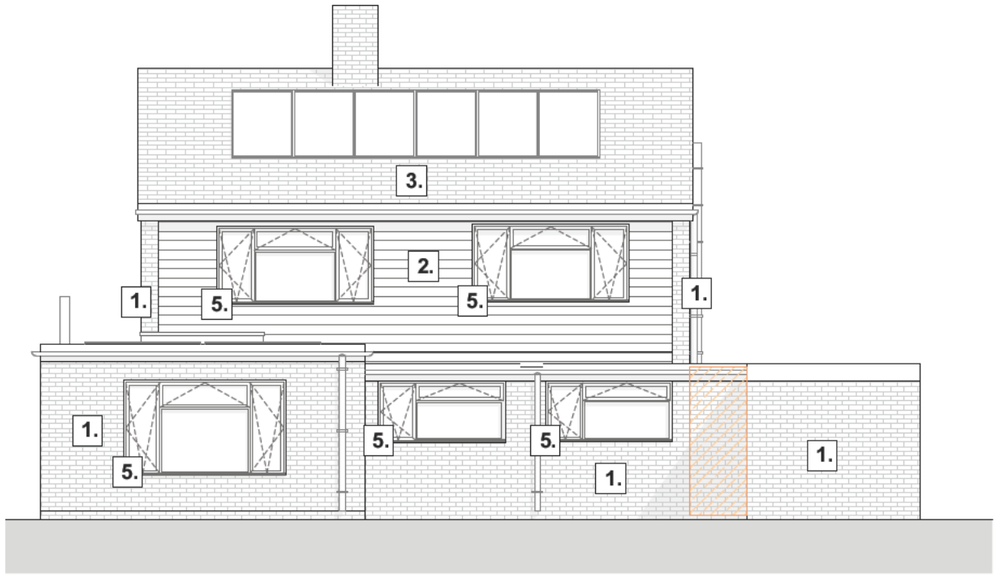

Rear Elevation PLANNING 1:100

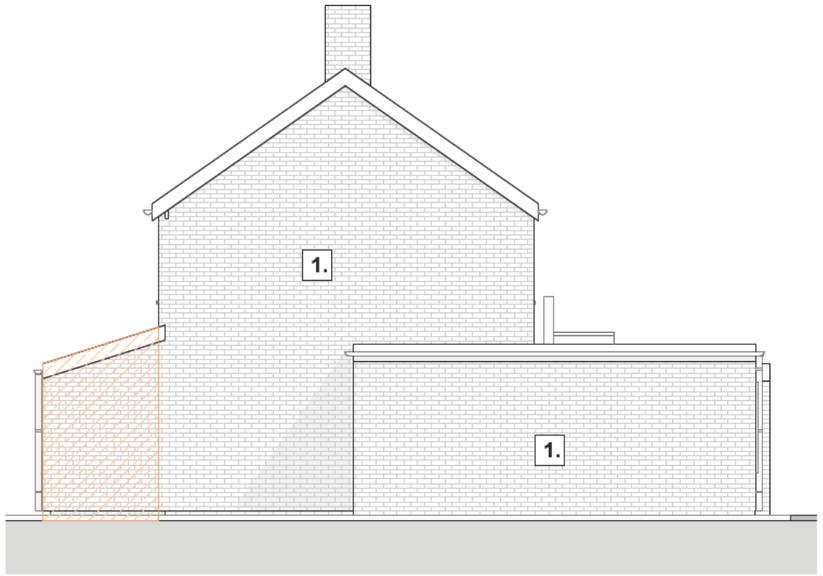

Side Elevation PLANNING 1:100

Rev ID	Date	Comment	Drawn By
A	02/09/2025	Client VR Comments	Pearl Lin
B	17/09/2025	Client Comments	Pearl Lin
C	09/10/2025	Client Comments	Pearl Lin

CLIENT

PROJECT
107 Howard Drive, Letchworth Garden City, SG6 2BX

TITLE
Proposed Elevations

PLANNING

SCALE @ A3	START DATE	DRAWN	CHECKED
1:100	JUN 25	PL	JC

No. 587 - PL 300

REV. C

REPRODUCTION OF THESE DRAWINGS BY COPYING OR PRINTING IS CARRIED OUT AT YOUR OWN RISK, PLEASE REFER TO ASSOCIATED SCALE BAR. DO NOT SCALE FROM THESE DRAWINGS FOR CONSTRUCTION PURPOSES. ANY DISCREPANCIES SHOULD BE IMMEDIATELY RAISED WITH AC ARCHITECTS

0m 10m 20m 30m 40m 50m
Scale Bar ~ 1:500

0m 0.25m 0.5m 0.75m 1m
Scale Bar ~ 1:10

0m 0.5m 1m 1.5m 2m
Scale Bar ~ 1:20

0m 20m 40m 60m 80m 100m
Scale Bar ~ 1:1250

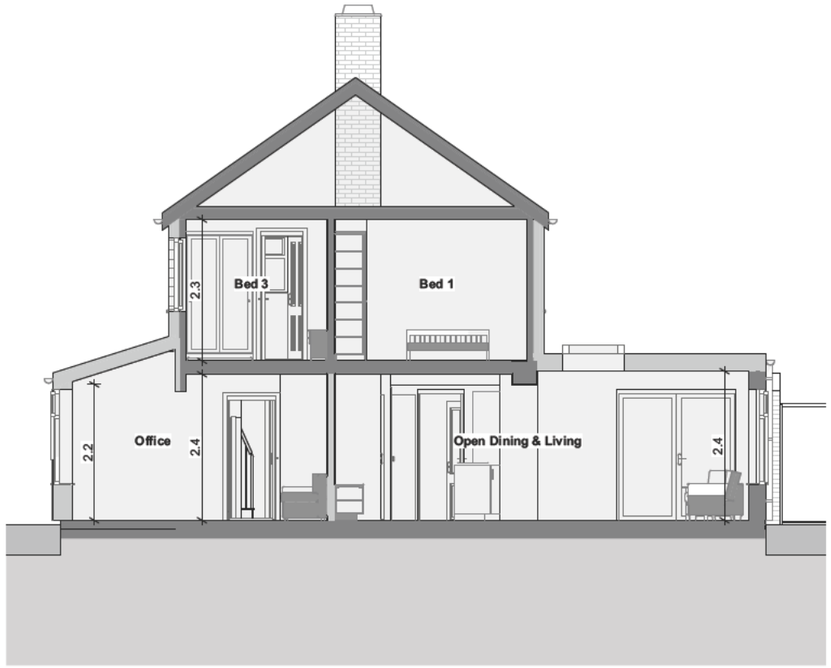

A Building Section PLANNING 1:100

B Building Section PLANNING 1:100

Rev ID	Date	Comment	Drawn By
A	02/09/2025	Client VR Comments	Pearl Lin
B	17/09/2025	Client Comments	Pearl Lin
C	09/10/2025	Client Comments	Pearl Lin

CLIENT

PROJECT
107 Howard Drive, Letchworth
Garden City, SG6 2BX

TITLE
Proposed Sections

PLANNING

SCALE @ A3	START DATE	DRAWN	CHECKED
1:100	JUN 25	PL	JC

No. 587 - PL 400

REV. C

REPRODUCTION OF THESE DRAWINGS BY COPYING OR PRINTING IS CARRIED OUT AT YOUR OWN RISK, PLEASE REFER TO ASSOCIATED SCALE BAR. DO NOT SCALE FROM THESE DRAWINGS FOR CONSTRUCTION PURPOSES. ANY DISCREPANCIES SHOULD BE IMMEDIATELY RAISED WITH AC ARCHITECTS

0m 10m 20m 30m 40m 50m
Scale Bar ~ 1:500

0m 0.25m 0.5m 0.75m 1m
Scale Bar ~ 1:10

0m 0.5m 1m 1.5m 2m
Scale Bar ~ 1:20

0m 20m 40m 60m 80m 100m
Scale Bar ~ 1:1250

Image4

Image3

Image1

Image2

ALL DIMENSIONS TO BE CONFIRMED ON SITE PRIOR TO CONSTRUCTION

Rev ID	Date	Comment	Drawn By
A	02/09/2025	Client VR Comments	Pearl Lin
B	17/09/2025	Client Comments	Pearl Lin
C	09/10/2025	Client Comments	Pearl Lin

CLIENT

PROJECT
107 Howard Drive, Letchworth
Garden City, SG6 2BX

TITLE
Proposed Render Images

PLANNING

SCALE @ A2	PRINTED DATE	DRAWN	CHECKED
	JUN 25	PL	JC

No. 587 - PL 700

REV. C

REPRODUCTION OF THESE DRAWINGS BY COPYING OR PRINTING IS CARRIED OUT AT YOUR OWN RISK, PLEASE REFER TO ASSOCIATED SCALE BAR. DO NOT SCALE FROM THESE DRAWINGS FOR CONSTRUCTION PURPOSES. ANY DISCREPANCIES SHOULD BE IMMEDIATELY RAISED WITH AC ARCHITECTS

0m 0.25m 0.5m 0.75m 1m
Scale Bar ~ 1:10

0m 0.5m 1m 1.5m 2m
Scale Bar ~ 1:20

0m 1m 2m 3m 4m 5m
Scale Bar ~ 1:50

0m 5m 10m 15m 20m
Scale Bar ~ 1:200

0m 10m 20m 30m 40m 50m
Scale Bar ~ 1:500

0m 1m 2m 3m 4m 5m 6m 7m 8m 9m 10m
Scale Bar ~ 1:100

0m 20m 40m 60m 80m 100m
Scale Bar ~ 1:1250

DENOTES PROPOSED EXTENSION

DENOTES EXISTING DWELLING

DENOTES SITE BOUNDARY

RESURFACED PERMEABLE DRIVE
Regraded for level threshold
Resin Bound Paving

CAR PARKING
Drive Reshaped to accommodate 3
2.4m x 4.8m spaces

GRASS

FLOWERBED

EXISTING PLANTING TO BE RETAINED

HEDGE

PAVING SLABS

FENCE
Height 2.0m

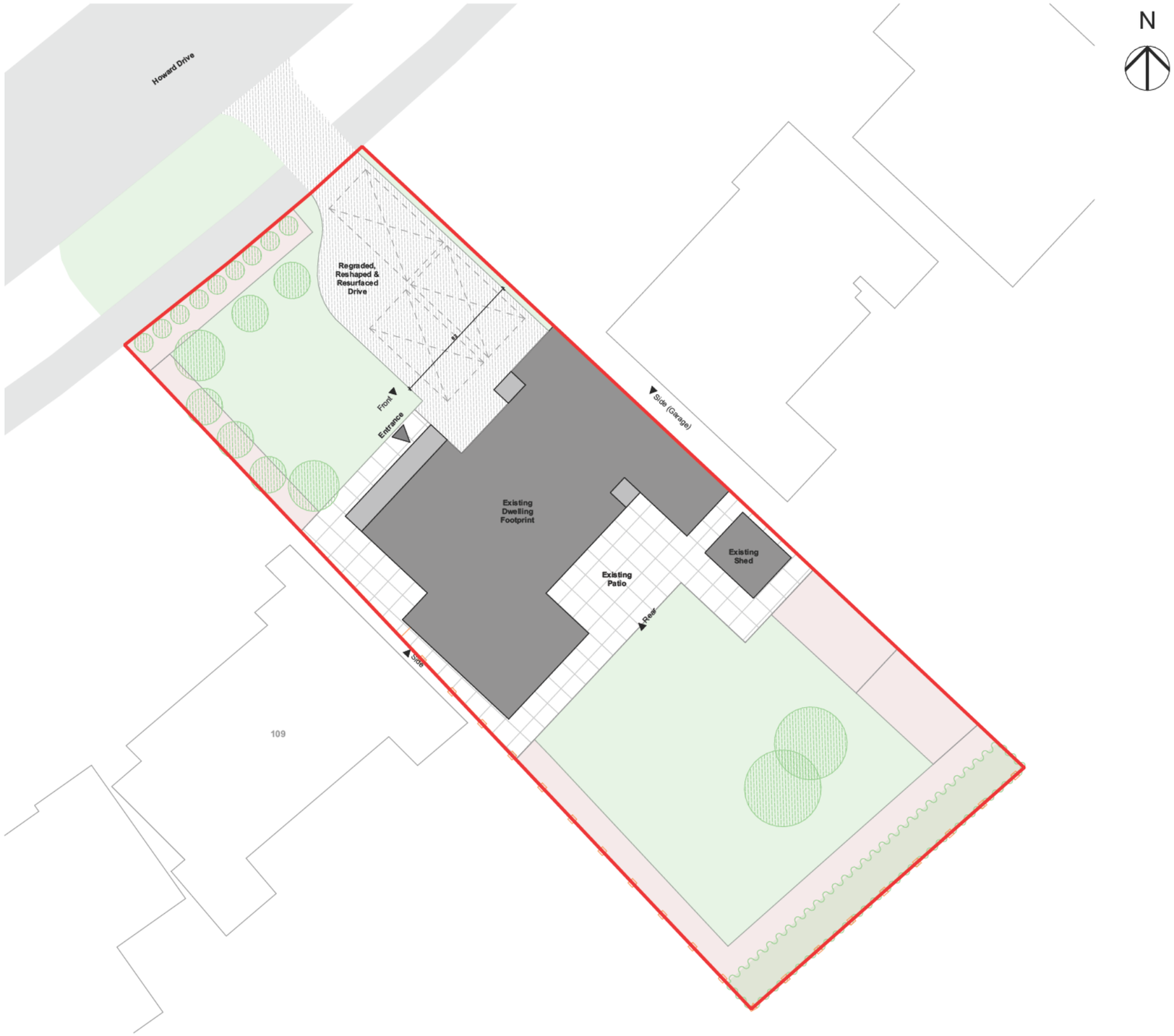

0. Site Plan PLANNING 1:200

REPRODUCTION OF THESE DRAWINGS BY COPYING OR PRINTING IS CARRIED OUT AT YOUR OWN RISK, PLEASE REFER TO ASSOCIATED SCALE BAR. DO NOT SCALE FROM THESE DRAWINGS FOR CONSTRUCTION PURPOSES. ANY DISCREPANCIES SHOULD BE IMMEDIATELY RAISED WITH AC ARCHITECTS

0m 10m 20m 30m 40m 50m
Scale Bar ~ 1:500

0m 0.25m 0.5m 0.75m 1m
Scale Bar ~ 1:10

0m 0.5m 1m 1.5m 2m
Scale Bar ~ 1:20

0m 20m 40m 60m 80m 100m
Scale Bar ~ 1:1250

Rev ID	Date	Comment	Drawn By
A	02/09/2025	Client VR Comments	Pearl Lin
B	17/09/2025	Client Comments	Pearl Lin
C	09/10/2025	Client Comments	Pearl Lin
D	16/10/2025	Client Comments	Pearl Lin

CLIENT

PROJECT
107 Howard Drive, Letchworth Garden City, SG6 2BX

TITLE
Proposed Site Plan

PLANNING

SCALE @ A3	START DATE	DRAWN	CHECKED
1:200	JUN 25	PL	JC

No. 587 - PL 102

REV. D

Door List					
ID	ED-01	ED-01	ED-02	ED-03	ED-04
Home Story	Ground Floor	Ground Floor	Ground Floor	Ground Floor	Ground Floor
Quantity	1	1	1	1	1
W x H Size	0.9×2.1	1.2×2.1	2.0×2.1	1.6×2.1	3.2×2.1
2D Symbol					
View from Opening Side	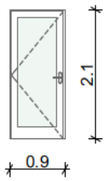	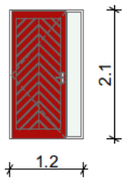	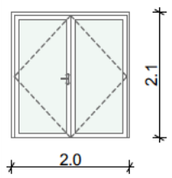	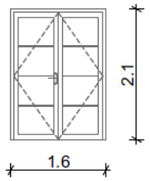	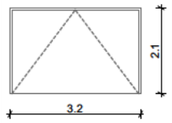
Note/Remarks	uPVC. External Colour: White Frame with Red Colour Accent Door.	uPVC. External Colour: White Frame with Red Colour Accent Door.	uPVC. External Colour: White. Full Glass Doors.	uPVC. External Colour: White. Opaque leaves with no Glazing.	uPVC. External Colour: White
Operation Type	Side Hung with Fixed Sidelight	Side Hung with Fixed Sidelight	Double Patio Door	Side Hinged Double Garage Door	Overhead Roller Garage Door

587 ID Door Schedule

Rev ID	Date	Comment	Drawn By
	16/10/2025		

CLIENT

PROJECT
107 Howard Drive, Letchworth Garden City, SG6 2BX

TITLE
Proposed Door Schedule

PLANNING

SCALE @ A3	START DATE	DRAWN	CHECKED
	JUN 25	PL	JC

No. 587 - FOR INFORMATION ONLY

REV.

REPRODUCTION OF THESE DRAWINGS BY COPYING OR PRINTING IS CARRIED OUT AT YOUR OWN RISK, PLEASE REFER TO ASSOCIATED SCALE BAR. DO NOT SCALE FROM THESE DRAWINGS FOR CONSTRUCTION PURPOSES. ANY DISCREPANCIES SHOULD BE IMMEDIATELY RAISED WITH AC ARCHITECTS

Scale Bar ~ 1:500

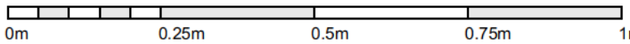

Scale Bar ~ 1:10

Scale Bar ~ 1:20

Scale Bar ~ 1:1250

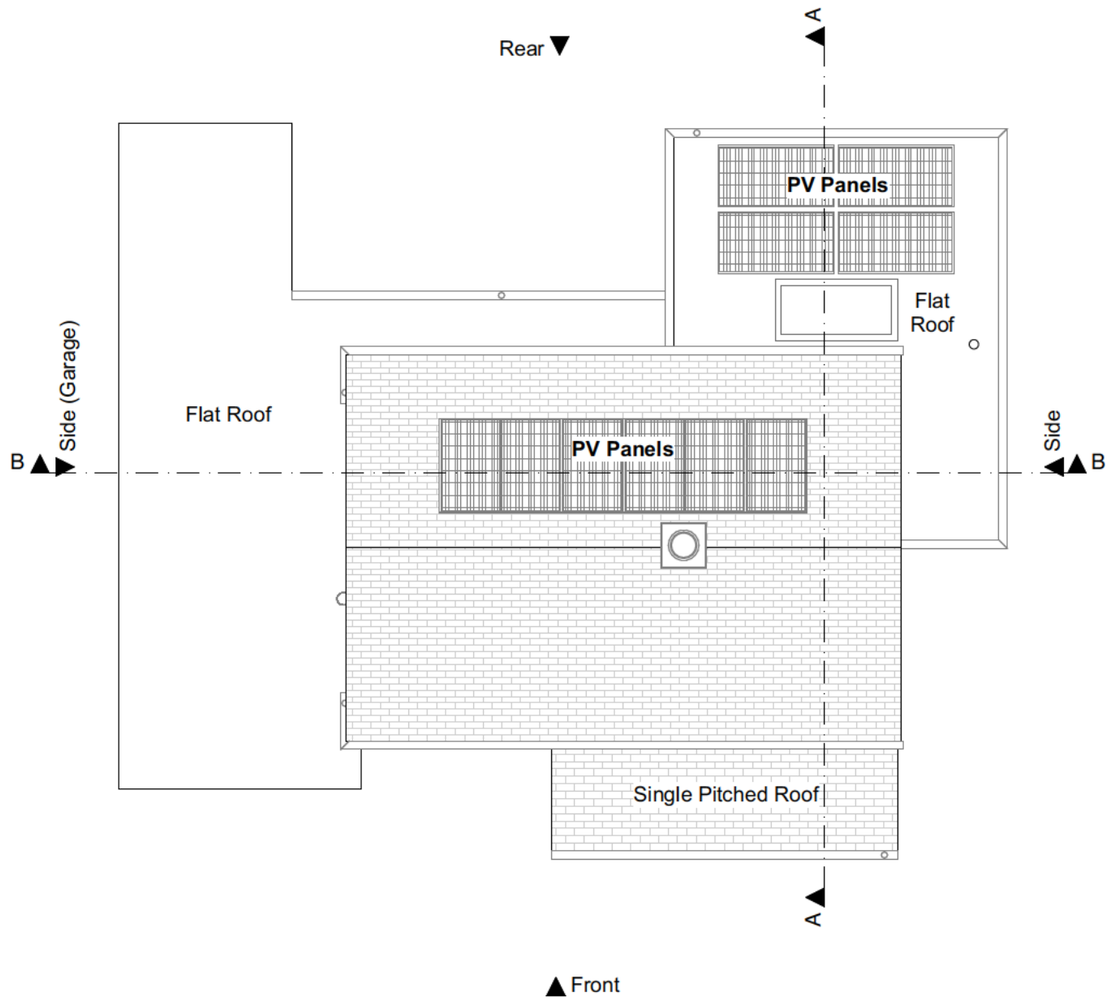

2. Roof PLANNING 1:100

REPRODUCTION OF THESE DRAWINGS BY COPYING OR PRINTING IS CARRIED OUT AT YOUR OWN RISK, PLEASE REFER TO ASSOCIATED SCALE BAR. DO NOT SCALE FROM THESE DRAWINGS FOR CONSTRUCTION PURPOSES. ANY DISCREPANCIES SHOULD BE IMMEDIATELY RAISED WITH AC ARCHITECTS

0m 0.25m 0.5m 0.75m 1m
Scale Bar ~ 1:10

0m 0.5m 1m 1.5m 2m
Scale Bar ~ 1:20

0m 10m 20m 30m 40m 50m
Scale Bar ~ 1:500

0m 20m 40m 60m 80m 100m
Scale Bar ~ 1:1250

Rev ID	Date	Comment	Drawn By
A	02/09/2025	Client VR Comments	Pearl Lin
B	17/09/2025	Client Comments	Pearl Lin
C	09/10/2025	Client Comments	Pearl Lin

CLIENT

PROJECT
107 Howard Drive, Letchworth
Garden City, SG6 2BX

TITLE
Proposed Roof Plan

PLANNING

SCALE @ A3	START DATE	DRAWN	CHECKED
1:100	JUN 25	PL	JC

No. 587 - PL 201

REV. C

Window List

ID	SKY-01	W-01	W-02	W-03A	W-03B	W-04	W-05	W-06	W-07	W-08
Home Story	Ground Floor	Ground Floor	Ground Floor	Ground Floor	Ground Floor	Ground Floor	Ground Floor	Ground Floor	First Floor	First Floor
Quantity	1	1	1	2	1	1	1	1	1	1
Structural opening dimensions mm	---	0.5×1.0	1.0×1.0	0.6×1.6	1.3×1.6	2.7×1.6	2.1×1.0	2.1×1.0	1.3×1.3	1.9×1.2
Nominal Sill Height	---	0.9	0.9	0.6	0.6	0.6	1.1	1.1	0.8	0.8
Shell/Roof Opening W x H Size	1.0×2.0	---	---	---	---	---	---	---	---	---
View Externally					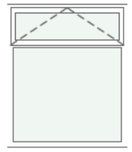	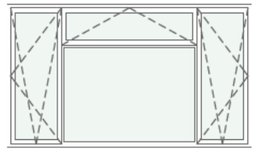	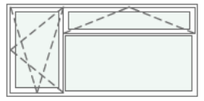	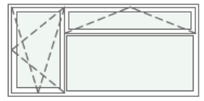	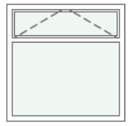	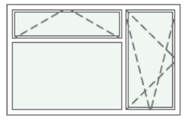
Note/Remarks	uPVC. Double Glazed Flat Rooflight Unit to Manufacturer's Details.	uPVC. Double Glazed Unit to Manufacturer's Details. External Colour: White	uPVC. Double Glazed Unit to Manufacturer's Details. External Colour: White	W-03A and W-03B connected as A-B-A. uPVC. Double Glazed Unit to Manufacturer's Details. External Colour: White.	W-03A and W-03B connected as A-B-A. uPVC. Double Glazed Unit to Manufacturer's Details. External Colour: White.	uPVC. Double Glazed Unit to Manufacturer's Details. External Colour: White.	uPVC. Double Glazed Unit to Manufacturer's Details. External Colour: White	uPVC. Double Glazed Unit to Manufacturer's Details. External Colour: White	uPVC. Double Glazed Unit to Manufacturer's Details. External Colour: White	uPVC. Double Glazed Unit to Manufacturer's Details. External Colour: White
Operation Type	Fixed	Top Hung	Fixed	Top Sash: Top Hung. Side Sashes: Tilt-turn	Top Sash: Top Hung. Side Sashes: Tilt-turn	Top Sash: Top Hung. Side Sashes: Tilt-turn	Top Sash: Top Hung. Side Sash: Tilt-turn	Top Sash: Top Hung. Side Sash: Tilt-turn	Top Sash: Top Hung	Top Sash: Top Hung. Side Sash: Tilt-turn
Ventilation	No Trickle Vents to suit MVHR	No Trickle Vents to suit MVHR	No Trickle vents to suit MVHR	No Trickle vents to suit MVHR	No Trickle vents to suit MVHR	No Trickle vents to suit MVHR	No Trickle vents to suit MVHR	No Trickle vents to suit MVHR	No Trickle vents to suit MVHR	No Trickle vents to suit MVHR

Window List

ID	W-09	W-10	W-11
Home Story	First Floor	First Floor	First Floor
Quantity	1	1	1
Structural opening dimensions mm	2.6×1.3	2.6×1.3	1.2×1.0
Nominal Sill Height	0.8	0.8	1.1
Shell/Roof Opening W x H Size	---	---	---
View Externally	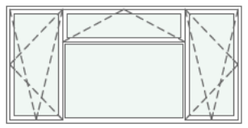	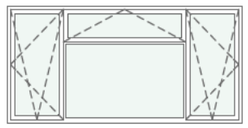	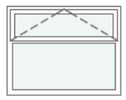
Note/Remarks	uPVC. Double Glazed Unit to Manufacturer's Details. External Colour: White	uPVC. Double Glazed Unit to Manufacturer's Details. External Colour: White	uPVC. Double Glazed Unit to Manufacturer's Details. External Colour: White
Operation Type	Top Sash: Top Hung. Side Sashes: Tilt-turn	Top Sash: Top Hung. Side Sashes: Tilt-turn	Top Sash: Top Hung
Ventilation	No Trickle vents to suit MVHR	No Trickle vents to suit MVHR	No Trickle vents to suit MVHR

587

ID Window Schedule

Rev ID	Date	Comment	Drawn By
	17/09/2025		
A	16/10/2025	Client Comments	Pearl Lin

CLIENT

PROJECT
107 Howard Drive, Letchworth Garden City, SG6 2BX

TITLE
Proposed Window Schedule

PLANNING

SCALE @ A3	START DATE	DRAWN	CHECKED
	JUN 25	PL	JC

No. 587 - FOR INFORMATION ONLY

REV. A

REPRODUCTION OF THESE DRAWINGS BY COPYING OR PRINTING IS CARRIED OUT AT YOUR OWN RISK, PLEASE REFER TO ASSOCIATED SCALE BAR. DO NOT SCALE FROM THESE DRAWINGS FOR CONSTRUCTION PURPOSES. ANY DISCREPANCIES SHOULD BE IMMEDIATELY RAISED WITH AC ARCHITECTS

0m 10m 20m 30m 40m 50m
Scale Bar ~ 1:500

0m 0.25m 0.5m 0.75m 1m
Scale Bar ~ 1:10

0m 0.5m 1m 1.5m 2m
Scale Bar ~ 1:20

0m 20m 40m 60m 80m 100m
Scale Bar ~ 1:1250

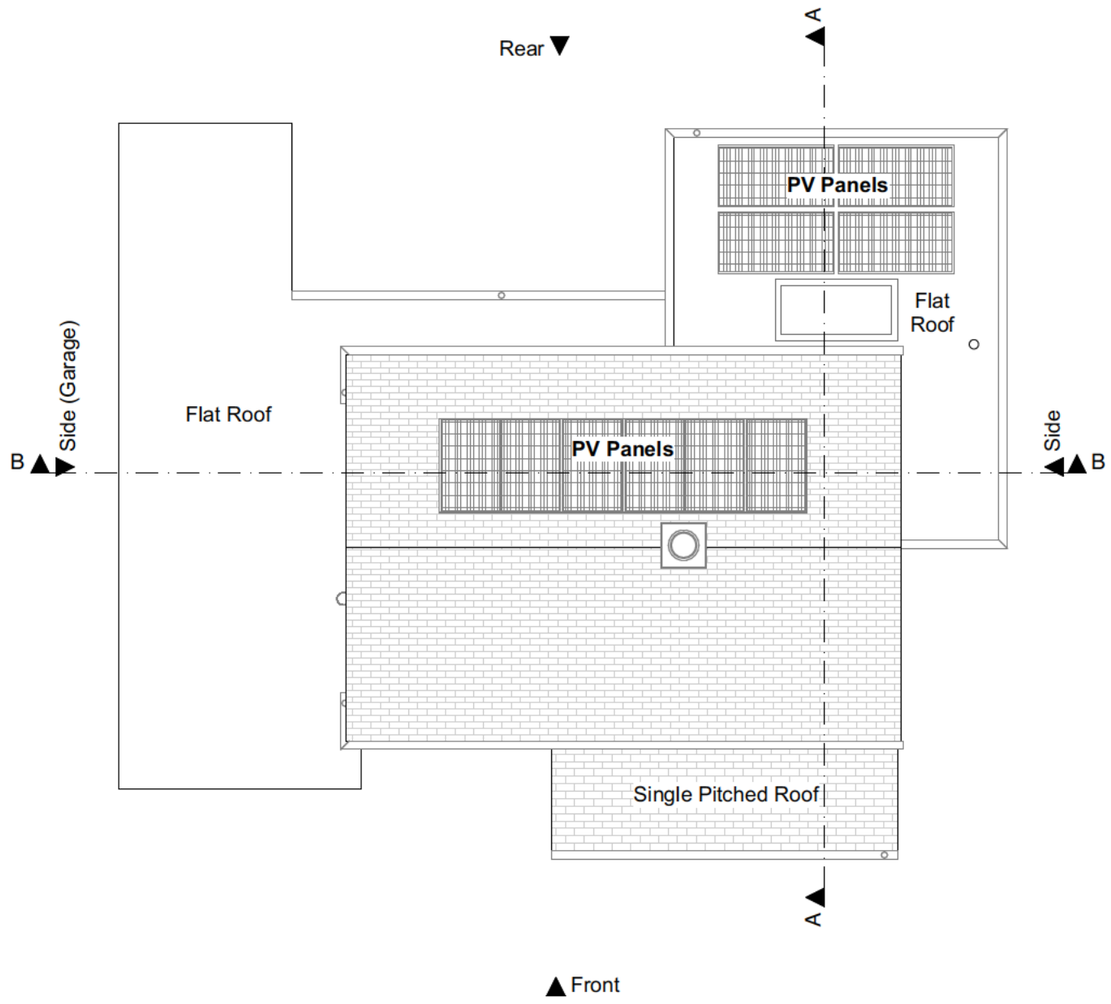

2. Roof PLANNING 1:100

REPRODUCTION OF THESE DRAWINGS BY COPYING OR PRINTING IS CARRIED OUT AT YOUR OWN RISK, PLEASE REFER TO ASSOCIATED SCALE BAR. DO NOT SCALE FROM THESE DRAWINGS FOR CONSTRUCTION PURPOSES. ANY DISCREPANCIES SHOULD BE IMMEDIATELY RAISED WITH AC ARCHITECTS

0m 0.25m 0.5m 0.75m 1m
Scale Bar ~ 1:10

0m 0.5m 1m 1.5m 2m
Scale Bar ~ 1:20

0m 10m 20m 30m 40m 50m
Scale Bar ~ 1:500

0m 20m 40m 60m 80m 100m
Scale Bar ~ 1:1250

Rev ID	Date	Comment	Drawn By
A	02/09/2025	Client VR Comments	Pearl Lin
B	17/09/2025	Client Comments	Pearl Lin
C	09/10/2025	Client Comments	Pearl Lin

CLIENT

PROJECT
107 Howard Drive, Letchworth
Garden City, SG6 2BX

TITLE
Proposed Roof Plan

PLANNING

SCALE @ A3	START DATE	DRAWN	CHECKED
1:100	JUN 25	PL	JC

No. 587 - PL 201

REV. C

Proposed ASHP